

Encaustic Art

Encaustic (Hot Wax) painting dates back to ancient Greece. This is a modern form of Encaustic art. It is done mostly with the help of a hot iron (like a small travel iron) and colored wax blocks. The effects produced are amazing.




Basic starter set

Once applied to a surface, encaustic paint doesn't need to dry. Instead, it needs to cool which it does within minutes.

Step1

Art is a synthesis of thought, experience and emotion

Material preparation : encaustic iron, color blocks and card paper




Step 2

www.encaustic.in

Art is a synthesis of thought, experience and emotion

Load the iron with colour



Step 3
Apply on the surface using smoothing method




Art is a synthesis of thought, experience and emotion

Step 4

Additional coats can be added almost immediately



Step 5 : Add the details like foliage using the lifting technique



Art is a synthesis of thought, experience and emotion

Grass is added using the edge



Birds using the point



Art is a synthesis of thought, experience and emotion

Step 6 : Finished artwork



Encaustic by Arati

9845594262

arati@encaustic.in

www.encaustic.in

www.encaustic.in